


Online Catalogue Guide



melett

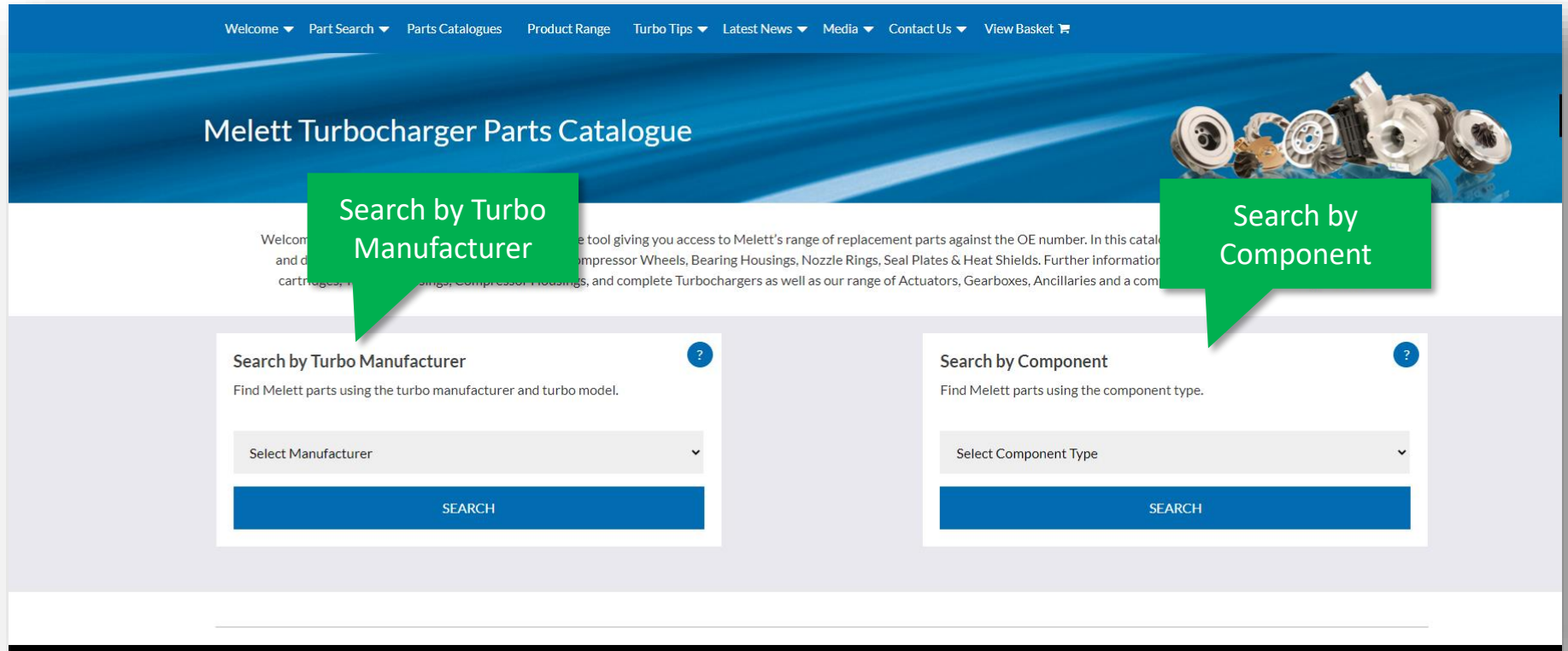
PRECISION ENGINEERED
TURBOCHARGERS & PARTS

A **Wabtec**
Company





You can begin searching in 2 different ways



Welcome ▾ Part Search ▾ Parts Catalogues Product Range Turbo Tips ▾ Latest News ▾ Media ▾ Contact Us ▾ View Basket 🛒

Melett Turbocharger Parts Catalogue

Search by Turbo Manufacturer

Search by Component

Search by Turbo Manufacturer

Find Melett parts using the turbo manufacturer and turbo model.

Select Manufacturer ▾

SEARCH

Search by Component

Find Melett parts using the component type.

Select Component Type ▾

SEARCH



Search by Turbo Manufacturer

Welcome ▾ Part Search ▾ Parts Catalogues Product Range Turbo Tips ▾ Latest News ▾ Media ▾ Contact Us ▾ View Basket 🛒

Melett Turbocharger Parts Catalogue



Welcome to the Melett Parts Catalogue, an interactive tool giving you access to Melett's range of replacement parts against the OE number. In this catalogue you can find detailed dimensions and drawings of parts including; Shaft & Wheels, Compressor Wheels, Bearing Housings, Nozzle Rings, Seal Plates & Heat Shields. Further information includes; the vast range of CHRA / cartridges, Turbine Housings, Compressor Housings, and complete Turbochargers as well as our range of Actuators, Gearboxes, Ancillaries and a complete view of our turbo Repair Kits.

Search by Turbo Manufacturer

Find Melett parts using the turbo manufacturer and turbo model.

Select Manufacturer ▾

- Select Manufacturer
- Garrett
- Holset
- Cummins
- Mitsubishi
- IHI
- Toyota
- BorgWarner/3K/Schwitzer
- Komatsu
- Hitachi
- Continental
- Bosch Mahle

Select Turbo Manufacturer

Search by Component

Find Melett parts using the component type.

Component Type ▾

SEARCH




Search by Turbo Manufacturer

Welcome ▾ Part Search ▾ Parts Catalogues Product Range Turbo Tips ▾ Latest News ▾ Media ▾ Contact Us ▾ View Basket 🛒

Melett Turbocharger Parts Catalogue

- Select Turbo Model
- BTV75/85
- GT10-25Z
- GT12-15Z
- GT15-25
- GT30/32/35
- GT37/38/40
- GT42/45
- GT47/50
- GT55
- T04B
- T04S
- T12/18
- T18A
- T2/25/28
- T3/T04B/E
- T45/51
- T6010
- TV90-94



Select Turbo Model

Company	Products	Turbo Tips	Media
<ul style="list-style-type: none"> About Melett Melett History Melett Capabilities Parts Production Design & Manufacturing 	<ul style="list-style-type: none"> Range Melett Turbochargers Turbo Search Turbo Parts Catalogue Core Assembly Tools 	<ul style="list-style-type: none"> Diagnostic Tool Why Turbos Fail Design Improvements Understanding Quality Turbo Part Variations 	<ul style="list-style-type: none"> Company Brochure New Parts Bulletins New Turbocharger Bulletins Latest Technical Articles Latest Industry Articles



Search by Turbo Manufacturer

Welcome ▾ Part Search ▾ Parts Catalogues Product Range Turbo Tips ▾ Latest News ▾ Media ▾ Contact Us ▾ View Basket ▾

Melett Turbocharger Parts Catalogue

Select Component

- Select Component Type
- Actuator
- Actuator Heatshield
- Ancillary
- Bearing Housing
- Bolts & Screws
- Compressor Wheel
- Core Assembly
- Heatshield
- Journal Bearing
- Nozzle Ring Cage
- Nozzle Ring Assembly
- Nozzle Ring Part
- O Ring
- Oil-In Adaptor
- Piston Ring
- Repair Kit
- Seal Plate / Insert
- Shaft & Wheel
- Shaft Nut

Company

- About Melett
- Melett History
- Melett Capabilities
- Parts Production
- Design & Manufacture

Product

- Range
- Melett T
- Turbo Se
- Turbo Pa
- Core Assembly Tools

Turbo Tips

- Diagnostic Tool
- Why Turbos Fail
- Design Improvements
- Understanding Quality
- Turbo Part Variations

Media

- Company Brochure
- New Parts Bulletins
- New Turbocharger Bulletins
- Latest Technical Articles
- Latest Industry Articles



Search by Component Type



Welcome to the Melett Parts Catalogue, an interactive tool giving you access to Melett's range of replacement parts against the OE number. In this catalogue you can find detailed dimensions and drawings of parts including; Shaft & Wheels, Compressor Wheels, Bearing Housings, Nozzle Rings, Seal Plates & Heat Shields. Further information includes; the vast range of CHRA / cartridges, Turbine Housings, Compressor Housings, and complete Turbochargers as well as our range of Actuators, Gearboxes, Ancillaries and a complete view of our turbo Repair Kits.

Search by Turbo Manufacturer

Find Melett parts using the turbo manufacturer and turbo model.

Select Manufacturer ▼

SEARCH

Search by Component

Find Melett parts using the component type.

Select Component Type ▼

Select Component Type

- Actuator
- Actuator Heatshield
- Ancillary
- Bearing Housing
- Bolts & Screws
- Boost Relief Valve
- Compressor Housing
- Compressor Wheel
- Core Assembly
- Heatshield
- Journal Bearing
- Nozzle Ring Cage
- Nozzle Ring Assembly
- Nozzle Ring Part
- O Ring
- Oil-In Adaptor
- Piston Ring
- Repair Kit
- Seal Plate / Insert

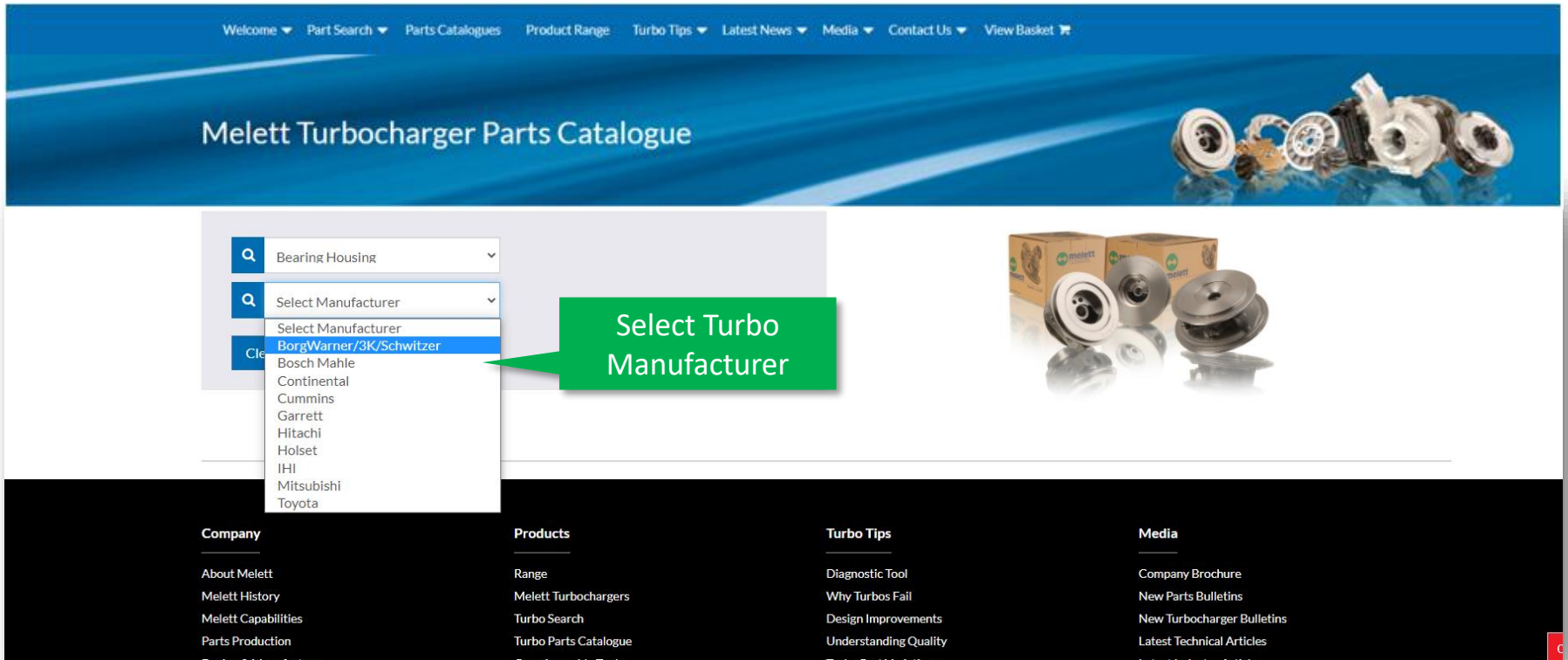
Company	Products	Turbo Tips
<ul style="list-style-type: none"> About Melett Melett History Melett Capabilities Parts Production Design & Manufacture 	<ul style="list-style-type: none"> Range Melett Turbochargers Turbo Search Turbo Parts Catalogue Core Assembly Tools 	<ul style="list-style-type: none"> Diagnostic Tool Why Turbos Fail Design Improvements Understanding Quality Turbo Part Variations

Latest Industry Articles

Select Component



Search by Component Type



Welcome ▾ Part Search ▾ Parts Catalogues Product Range Turbo Tips ▾ Latest News ▾ Media ▾ Contact Us ▾ View Basket

Melett Turbocharger Parts Catalogue

Search: Bearing Housing ▾

Select Manufacturer ▾

- Select Manufacturer
- BorgWarner/3K/Schwitzer**
- Bosch Mahle
- Continental
- Cummins
- Garrett
- Hitachi
- Holset
- IHI
- Mitsubishi
- Toyota

Select Turbo Manufacturer

Company Brochure
New Parts Bulletins
New Turbocharger Bulletins
Latest Technical Articles
Latest Industry Articles

Company

- About Melett
- Melett History
- Melett Capabilities
- Parts Production
- Design & Manufacture

Products

- Range
- Melett Turbochargers
- Turbo Search
- Turbo Parts Catalogue
- Case Assembly Tools

Turbo Tips

- Diagnostic Tool
- Why Turbos Fail
- Design Improvements
- Understanding Quality
- Turbo Part Variations

Media



Search by Component Type

Welcome ▾ Part Search ▾ Parts Catalogues Product Range Turbo Tips ▾ Latest News ▾ Media ▾ Contact Us ▾ View Basket 🛒

Melett Turbocharger Parts Catalogue


▾

▾

Clear Search

▾

Select Turbo Model
 GT10-25Z
GT15-25
 GT30/32/35
 GT37/38/40
 GT42/45
 T12/18
 T2/25/28
 T3/T04B/E
 T45/51
 TV90-94



Company	Products	Turbo Tips	Media
<ul style="list-style-type: none"> About Melett Melett History Melett Capabilities Parts Production Design & Manufacture 	<ul style="list-style-type: none"> Range Melett Turbochargers Turbo Search Turbo Parts Catalogue Core Assembly Tools 	<ul style="list-style-type: none"> Diagnostic Tool Why Turbos Fail Design Improvements Understanding Quality Turbo Part Variations 	<ul style="list-style-type: none"> Company Brochure New Parts Bulletins New Turbocharger Bulletins Latest Technical Articles Latest Industry Articles

Select Turbo Model




Functionality & Interactivity

Welcome ▾ Part Search ▾ Parts Catalogues Product Range Turbo Tips ▾ Latest News ▾ Media ▾ Contact Us ▾ View Basket ▾

Melett Turbocharger Parts Catalogue

▾
 ▾

▾
 Select Turbo Model
 GT10-25Z
GT15-25
 GT30/32/35
 GT37/38/40
 GT42/45
 T12/18
 T2/25/28
 T3/T04B/E
 T45/51
 TV90-94



Clear Search to start again

Company

- About Melett
- Melett History
- Melett Capabilities
- Parts Production
- Design & Manufacture

Products

- Range
- Melett Turbochargers
- Turbo Search
- Turbo Parts Catalogue
- Core Assembly Tools

Turbo Tips

- Diagnostic Tool
- Why Turbos Fail
- Design Improvements
- Understanding Quality
- Turbo Part Variations













Media

- Company Brochure
- New Parts Bulletins
- New Turbocharger Bulletins
- Latest Technical Articles
- Latest Industry Articles



Functionality & Interactivity

Show 10 entries Search:




Turbo OE No.	Melett Part No.	A Dia	B Dia	C Dia	D Dia	E Dia	F Oil Inlet	G Oil Outlet	H Water	VNT Lever Position
<input type="text" value="Search"/>	<input type="text" value="Search"/>	<input type="text" value="Search"/>	<input type="text" value="Search"/>	<input type="text" value="Search"/>	<input type="text" value="Search"/>	<input type="text" value="Search"/>	<input type="text" value="Search"/>	<input type="text" value="Search"/>	<input type="text" value="Search"/>	<input type="text" value="Search"/>
 	1102-014-451	45,35	106.5	53	N/a	N/a	M10 X 1.25	2 - M6 X 1	N/a	3
 	1102-015-450	49	68	53	N/a	N/a	M10 X 1	2 - M6 X 1	N/a	N/a
 	1102-015-451	49	68	53	N/a	N/a	M12 X 1.5	2 - M6 X 1	N/a	N/a
 	1102-015-452	60.3	78.5	53	N/a	N/a	M8 X 1.25	2 - M6 X 1	N/a	N/a
 	1102-015-453	N/a	68	53	N/a	N/a	M10 X 1	2 - M6 X 1	N/a	N/a
 	1102-015-454	47.45	106.5	53	N/a	N/a	M10 X 1	2 - M6 X 1	N/a	1
 	1102-015-455	60.4	78.5	45	84	95	ø,3.00	2 - M6 X 1	N/a	N/a

Sort numbers largest to smallest



Functionality & Interactivity

Show 10 entries Search:

Turbo OE No.	Melett Part No.	A Dia	B Dia	C Dia	D Dia	E Dia	F Oil Inlet	G Oil Outlet	H Water	VNT Lever Position
<input type="text" value="Search"/>	<input type="text" value="Search"/>	<input type="text" value="Search"/>	<input type="text" value="Search"/>	<input type="text" value="Search"/>	<input type="text" value="Search"/>	<input type="text" value="Search"/>	<input type="text" value="Search"/>	<input type="text" value="Search"/>	<input type="text" value="Search"/>	<input type="text" value="Search"/>
	1102-015-451				N/a	N/a	M10 X 1.25	2 - M6 X 1	N/a	3
	1102-015-452				N/a	N/a	M10 X 1	2 - M6 X 1	N/a	N/a
	1102-015-451	49	68	53	N/a	N/a	M12 X 1.5	2 - M6 X 1	N/a	N/a
	1102-015-452	60.3	78.5	53	N/a	N/a	M8 X 1.25	2 - M6 X 1	N/a	N/a
	1102-015-453	N/a	68	53	N/a	N/a	M10 X 1	2 - M6 X 1	N/a	N/a
	1102-015-454	47.45	106.5	53	N/a	N/a	M10 X 1	2 - M6 X 1	N/a	1
	1102-015-455	60.4	78.5	45	84	95	ø_3.00	2 - M6 X 1	N/a	N/a




Some components will list Turbo Numbers in a separate table



Functionality & Interactivity

Show 10 entries

Search:















Turbo OE No.	Melett Part No.	A Dia	B Dia	C Dia	D Dia	E Dia	F Oil Inlet	G Oil Outlet	H Water	VNT Lever Position
<input type="text" value="Search"/>	<input type="text" value="Search"/>	<input type="text" value="Search"/>	<input type="text" value="Search"/>	<input type="text" value="Search"/>	<input type="text" value="Search"/>	<input type="text" value="Search"/>	<input type="text" value="Search"/>	<input type="text" value="Search"/>	<input type="text" value="Search"/>	<input type="text" value="Search"/>
	1102-014-451 	45,35					M10X1.25	2 - M6 X 1	N/a	3
	1102-015-450 	49					M10X1	2 - M6 X 1	N/a	N/a
	1102-015-451 	49	68	53	N/a	N/a	M12X1.5	2 - M6 X 1	N/a	N/a
	1102-015-452 	60.3	78.5	53	N/a	N/a	M8X1.25	2 - M6 X 1	N/a	N/a
	1102-015-453 	N/a	68	53	N/a	N/a	M10X1	2 - M6 X 1	N/a	N/a
	1102-015-454 	47.45	106.5	53	N/a	N/a	M10X1	2 - M6 X 1	N/a	1
	1102-015-455 	60.4	78.5	45	84	95	ø_3.00	2 - M6 X 1	N/a	N/a

Use the search boxes to filter down results by any number or word



Functionality & Interactivity

Show 10 entries Search:

Turbo OE No.	Melett Part No.	A Dia	B Dia	C Dia	D Dia	E Dia	F Oil Inlet	G Oil Outlet	H Water	VNT Lever Position
<input type="text" value="Search"/>	<input type="text" value="Search"/>	<input type="text" value="Search"/>	<input type="text" value="Search"/>	<input type="text" value="Search"/>	<input type="text" value="Search"/>	<input type="text" value="Search"/>	<input type="text" value="Search"/>	<input type="text" value="Search"/>	<input type="text" value="Search"/>	<input type="text" value="Search"/>
 1102-014-451 	45,35	106.5	53	N/a	N/a	M10X1.25	2 - M6 X 1	N/a	3	
 1102-015-450 	49					N/a	M10X1	2 - M6 X 1	N/a	N/a
 1102-015-451 	49	68	53	N/a	N/a	M12X1.5	2 - M6 X 1	N/a	N/a	
 1102-015-452 	60.3	78.5	53	N/a	N/a	M8X1.25	2 - M6 X 1	N/a	N/a	
 1102-015-453 	N/a	68	53	N/a	N/a	M10X1	2 - M6 X 1	N/a	N/a	
 1102-015-454 	47.45	106.5	53	N/a	N/a	M10X1	2 - M6 X 1	N/a	1	
 1102-015-455 	60.4	78.5	45	84	95	ø_3.00	2 - M6 X 1	N/a	N/a	















View product and add to your basket



Functionality & Interactivity

Show 10 entries

Search:

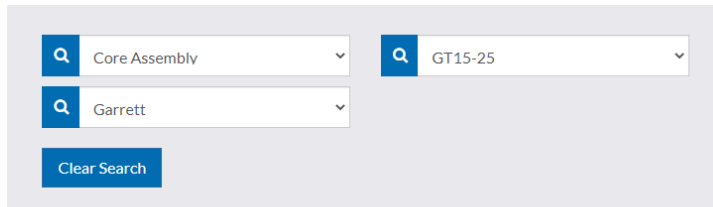
Turbo OE No.	Melett Part No.	A Dia	B Dia	C Dia	D Dia	E Dia	F Oil Inlet	G Oil Outlet	H Water	VNT Lever Position
<input type="text" value="Search"/>	<input type="text" value="Search"/>	<input type="text" value="Search"/>	<input type="text" value="Search"/>	<input type="text" value="Search"/>	<input type="text" value="Search"/>	<input type="text" value="Search"/>	<input type="text" value="Search"/>	<input type="text" value="Search"/>	<input type="text" value="Search"/>	<input type="text" value="Search"/>
	1102-014-451 	45,35	106.5	53	N/a	N/a	M10X1.25	2 - M6 X 1	N/a	3
	1102-015-450 	49	68	53	N/a	N/a	M10X1	2 - M6 X 1	N/a	N/a
	1102-015-451 				N/a	N/a	M12X1.5	2 - M6 X 1	N/a	N/a
	1102-015-452 	60.3	78.5	53	N/a	N/a	M8X1.25	2 - M6 X 1	N/a	N/a
	1102-015-453 	N/a	68	53	N/a	N/a	M10X1	2 - M6 X 1	N/a	N/a
	1102-015-454 	47.45	106.5	53	N/a	N/a	M10X1	2 - M6 X 1	N/a	1
	1102-015-455 	60.4	78.5	45	84	95	ø,3.00	2 - M6 X 1	N/a	N/a

View product images and drawings



Functionality & Interactivity

Turbochargers, CHRA's, Turbine Housings & Compressor Housings require additional information to narrow down the search results.



Core Assembly
Garrett
Clear Search



Please Provide more information

Select Vehicle Make Or Select Vehicle Model Or Select Engine Size

- Select Vehicle Make
- ALFA ROMEO
- AUDI
- BMW
- CHEVROLET
- CHRYSLER
- CITROEN
- DAEWOO
- DODGE
- DS
- FIAT
- FORD
- HINO
- HONDA
- HYUNDAI
- ISUZU

Use the drop down boxes to select either vehicle make, model or engine size.

Media

- Company Brochure
- New Parts Bulletins
- New Turbocharger Bulletins
- Latest Technical Articles
- Latest Industry Articles



Functionality & Interactivity

Piston Rings, Thrust Bearings & Journal Bearings have the ability to 'View in Repair Kit' this will take you to the repair kit section containing your chosen component.

Search filters: Garrett, GT/VNT15-25, Clear Search, Piston Ring

Show 10 entries Search:

Turbo Model	Melett Part No.	Description	View in repair kit
GT/VNT15-25	1102-015-160	Piston Ring GT15-25 (Turbine End Std/Std)	
GT/VNT15-25	1102-015-171	Piston Ring GT15-25 (Comp End 9.3mm OD)	
GT/VNT15-25	1102-015-173	Piston Ring GT15-25 (Comp End 10mm OD)	
GT/VNT15-25	1102-015-180	Piston Ring GT15 (+0.010"OD/Std width)	
GT/VNT15-25	1102-015-181	Piston Ring GT15 (Std OD/Std width)	
GT/VNT15-25	1102-015-182	Piston Ring GT15 (+0.010"OD/Std width)	
GT/VNT15-25	1102-015-185	Piston Ring GT15 (Comp End 10mm +0.010"OD/Std)	

Click the magnifying glass



Repair Kits

Search interface showing dropdown menus for "Repair Kit" and "Garrett", a search input field containing "GT15-25", and a "Clear Search" button.

You can search for repair kits in various ways.

- Search using the Melett repair kit numbers you want to compare.
- Search using the Melett components numbers to see which kits they fit into.
- Search using the OE numbers if you do not know the Melett number
- View All.

How would you like to search?

I want to search by Melett Repair Kit Numbers

I want to search by Melett Component Numbers

I want to search by OE Numbers

I want to View All



melett

PRECISION ENGINEERED
TURBOCHARGERS & PARTS

melett.com



Search by Repair Kits

How would you like to search?

I want to search by
Melett Repair Kit Numbers

I want to search by
Melett Component Numbers

I want to search by
OE Numbers

I want to
View All

Please enter your repair kit numbers below:

First Repair Kit Number

1102015751

Submit

Clear Search

Second Repair Kit Number

Repair Kit Number 2

Third Repair Kit Number

Repair Kit Number 3

Fourth Repair Kit Number

Repair Kit Number 4

Clear Filters

Enter the Melett numbers you wish to search for and press submit. You can enter as many as 12.



Search by Repair Kits

The table will reveal the repair kit and its contents.

Components	Description	1102-015-751
<input type="checkbox"/> 1102-015-291	Anti-Rotation Pin GT15-25 (Hardened)	1
<input type="checkbox"/> 1102-015-101	Bearing GT15 Std (Straight shaft)	1
<input type="checkbox"/> 1102-015-610	Bolt (Flanged) GT15-25 Comp Cover	6
<input type="checkbox"/> 1102-015-600	Bolt (GT15-25 Turbine Housing)	5
<input type="checkbox"/> 1102-015-481	Clamp Washer GT/VNT15-25	5
<input type="checkbox"/> 1102-015-150	O Ring GT15-25 (Bearing Housing/ Seal Plate)	1
<input type="checkbox"/> 1102-015-151	O Ring GT15-25 (Comp Cover OD82mm)	1
<input type="checkbox"/> 1102-015-152	O Ring GT15-25 (Comp Cover OD88mm)	1
<input type="checkbox"/> 1102-015-153	O Ring GT15-25 (Comp Cover)	1
<input type="checkbox"/> 1102-015-154	O Ring GT15-25 (Comp Cover)	1
<input type="checkbox"/> 1102-015-155	O Ring GT15-25 (Comp Cover)	1
<input type="checkbox"/> 1102-015-171	Piston Ring GT15-25 (Comp End 9.3mm OD)	1
<input type="checkbox"/> 1102-015-160	Piston Ring GT15-25 (Turbine End Std/Std)	1



Search by Component

How would you like to search?

I want to search by
Melett Repair Kit Numbers

I want to search by
Melett Component Numbers

I want to search by
OE Numbers

I want to
View All

Please enter your Component numbers below:

First Component Number

1102015160

Second Component Number

Component Number 2

Third Component Number

Component Number 3

Submit

Clear Search

Clear Filters

Enter the Melett numbers you wish to search for and press submit. You can enter as many as 12.



Search by Component

The following repair kits contain the components you have selected

1102015752 1102015753 1102015754 1102015755 1102015756 1102015758

Selected Components

1102-015-160 1102-015-100 1102-015-610

The table will lock the numbers you have searched for. You can continue to select more if you wish.

Components	Description	1102-015-752	1102-015-753	1102-015-754	1102-015-755	1102-015-756	1102-015-757	1102-015-758
<input type="checkbox"/> 1102-015-291	 Anti-Rotation Pin GT15-25 (Hardened)	1	1	1	1	1	1	1
<input checked="" type="checkbox"/> 1102-015-100	 Bearing GT15 Std (Slender Shaft)	1	1	1	1	1	1	1
<input type="checkbox"/> 1102-015-101	 Bearing GT15 Std (Straight shaft)							1
<input checked="" type="checkbox"/> 1102-015-610	 Bolt (Flanged) GT15-25 Comp Cover	6	6	6	6	6	6	6
<input type="checkbox"/> 1102-015-600	 Bolt (GT15-25 Turbine Housing)	5	5	5	5	5	5	5
<input type="checkbox"/> 1102-015-481	 Clamp Washer GT/VNT15-25	5	5	5	5	5	5	5
<input type="checkbox"/> 1102-015-150	 O Ring GT15-25 (Bearing Housing/ Seal Plate)	1	1	1	1	1	1	1
<input type="checkbox"/> 1102-015-151	 O Ring GT15-25 (Comp Cover OD82mm)	1	1	1	1	1	1	1
<input type="checkbox"/> 1102-015-152	 O Ring GT15-25 (Comp Cover OD88mm)	1	1	1	1	1	1	1
<input type="checkbox"/> 1102-015-155	 O Ring GT15-25 (Comp Cover)	1	1	1	1	1	1	1
<input type="checkbox"/> 1102-015-153	 O Ring GT15-25 (Comp Cover)	1	1	1	1	1	1	1
<input type="checkbox"/> 1102-015-154	 O Ring GT15-25 (Comp Cover)	1	1	1	1	1	1	1
<input type="checkbox"/> 1102-015-173	 Piston Ring GT15-25 (Comp End 10mm OD)			1	1			1



Search by Component

The following repair kits contain the components you have selected

1102015752 1102015753 1102015754 1102015755 1102015756 1102015758

Selected Components

1102-015-160 1102-015-100 1102-015-610

The repair kits containing your chosen components will display here.

Components	Description	1102-015-752	1102-015-753	1102-015-754	1102-015-755	1102-015-758	1102-015-756
<input type="checkbox"/> 1102-015-291	 Anti-Rotation Pin GT15-25 (Hardened)	1	1	1	1	1	1
<input checked="" type="checkbox"/> 1102-015-100	 Bearing GT15 Std (Slender Shaft)	1	1	1	1	1	1
<input type="checkbox"/> 1102-015-101	 Bearing GT15 Std (Straight shaft)						1
<input checked="" type="checkbox"/> 1102-015-610	 Bolt (Flanged) GT15-25 Comp Cover	6	6	6	6	6	6
<input type="checkbox"/> 1102-015-600	 Bolt (GT15-25 Turbine Housing)	5	5	5	5	5	5
<input type="checkbox"/> 1102-015-481	 Clamp Washer GT/VNT15-25	5	5	5	5	5	5
<input type="checkbox"/> 1102-015-150	 O Ring GT15-25 (Bearing Housing/ Seal Plate)	1	1	1	1	1	1
<input type="checkbox"/> 1102-015-151	 O Ring GT15-25 (Comp Cover OD82mm)	1	1	1	1	1	1
<input type="checkbox"/> 1102-015-152	 O Ring GT15-25 (Comp Cover OD88mm)	1	1	1	1	1	1
<input type="checkbox"/> 1102-015-155	 O Ring GT15-25 (Comp Cover)	1	1	1	1	1	1
<input type="checkbox"/> 1102-015-153	 O Ring GT15-25 (Comp Cover)	1	1	1	1	1	1
<input type="checkbox"/> 1102-015-154	 O Ring GT15-25 (Comp Cover)	1	1	1	1	1	1
<input type="checkbox"/> 1102-015-173	 Piston Ring GT15-25 (Comp End 10mm OD)			1	1		1



melett

PRECISION ENGINEERED
TURBOCHARGERS & PARTS

melett.com



Search by OE Number

How would you like to search?

I want to search by
Melett Repair Kit Numbers

I want to search by
Melett Component Numbers

I want to search by
OE Numbers

I want to
View All

Please enter your OE numbers below:

First OE Number

3545126

Second OE Number

OE Number 2

Submit Clear Search














Clear Filters

If you don't know the Melett part number, enter the component OE numbers.
















Search by OE Number

The table will reveal repair kits containing the Melett equivalent part number.

Components	Description	1100-020-750	1100-020-758	1100-020-760	1100-025-761	1100-025-763
<input type="checkbox"/> 1100-025-395	 Actuator Clip T2	1	1	1	1	1
<input type="checkbox"/> 1100-030-395	 Actuator Clip T3	1	1	1	1	1
<input type="checkbox"/> 1100-025-100	 Bearing T2/T25 (Long 9.5mm) Std OD/Std ID				2	2
<input type="checkbox"/> 1100-020-100	 Bearing T2/T25 (Short 7.7mm) Std.	2	2	2	2	2
<input type="checkbox"/> 1152-105-600	 Bolt (HC5A Turbine Housing)			4	4	
<input type="checkbox"/> 1100-025-270	 Carbon Seal Kit T2/25					1
<input type="checkbox"/> 1102-020-140	 Circlip GT20 (Bearing Retainer)	3	3	3	3	3
<input type="checkbox"/> 1102-015-151	 O Ring GT15-25 (Comp Cover OD82mm)			1	1	
<input type="checkbox"/> 1100-025-155	 O Ring T2 (Comp Cover 73mm)			1	1	
<input type="checkbox"/> 1100-025-150	 O Ring T2/25 (Insert)	1	1	1	1	1
<input type="checkbox"/> 1102-015-160	 Piston Ring GT15-25 (Turbine End Std/Std)	1	1	1	1	1
<input type="checkbox"/> 1100-040-170	 Piston Ring T3/T04B (Comp End)	1	1	1	1	
<input type="checkbox"/> 1100-025-140	 Retaining Ring (Serpentine Style) T2/25	3	3	3	3	3
















Repair Kits

Components	Description	1100-020-750	1100-020-758	1100-020-760	1100-025-761	1100-025-763
<input type="checkbox"/> 1100-025-395	 Actuator Clip T2	1	1	1	1	1
<input type="checkbox"/> 1100-030-395	 Actuator Clip T3	1	1	1	1	1
<input type="checkbox"/> 1100-025-100	 Bearing T2/T25 (Long 9.5mm) Std OD/Std ID					2
<input type="checkbox"/> 1100-020-100	 Bearing T2/T25 (Short 7.7mm) Std.	2	2			2
<input type="checkbox"/> 1152-105-600	 Bolt (HC5A Turbine Housing)					
<input type="checkbox"/> 1100-025-270	 Carbon Seal Kit T2/25					1
<input type="checkbox"/> 1102-020-140	 Circlip GT20 (Bearing Retainer)	3	3	3	3	3
<input type="checkbox"/> 1102-015-151	 O Ring GT15-25 (Comp Cover OD82mm)			1	1	
<input type="checkbox"/> 1100-025-155	 O Ring T2 (Comp Cover 73mm)			1	1	
<input type="checkbox"/> 1100-025-150	 O Ring T2/25 (Insert)	1	1	1	1	1
<input type="checkbox"/> 1102-015-160	 Piston Ring GT15-25 (Turbine End Std/Std)	1	1	1	1	1
<input type="checkbox"/> 1100-040-170	 Piston Ring T3/T04B (Comp End)	1	1	1	1	
<input type="checkbox"/> 1100-025-140	 Retaining Ring (Serpentine Style) T2/25	3	3	3	3	3

Use the sidebars to scroll across or down
















Repair Kits

Components	Description	1100-020-750	1100-020-758	1100-020-760	1100-025-761	1100-025-763
<input type="checkbox"/> 1100-025-395	 Actuator Clip T2	1	1	1	1	1
<input type="checkbox"/> 1100-030-395	 Actuator Clip T3	1	1	1	1	1
<input type="checkbox"/> 1100-025-100	 Bearing T2/T25 (Long 9.5mm) Std OD/Std ID				2	2
<input type="checkbox"/> 1100-020-100	 Bearing T2/T25 (Short 7.7mm) Std.	2	2	2	2	2
<input type="checkbox"/> 1152-105-600	 Bolt (HC5A Turbine Housing)			4	4	
<input type="checkbox"/> 1100-025-270	 Carbon Seal Kit T2/25					1
<input type="checkbox"/> 1102-020-140	 Circlip GT20 (Bearing Retainer)				3	3
<input type="checkbox"/> 1102-015-151	 O Ring GT15-25 (Comp Cover OD82mm)			1	1	
<input type="checkbox"/> 1100-025-155	 O Ring T2 (Comp Cover 73mm)			1	1	
<input type="checkbox"/> 1100-025-150	 O Ring T2/25 (Insert)	1	1	1	1	1
<input type="checkbox"/> 1102-015-160	 Piston Ring GT15-25 (Turbine End Std/Std)	1	1	1	1	1
<input type="checkbox"/> 1100-040-170	 Piston Ring T3/T04B (Comp End)	1	1	1	1	
<input type="checkbox"/> 1100-025-140	 Retaining Ring (Serpentine Style) T2/25	3	3	3	3	3

Numbers indicate how many components are in each kit



Repair Kits

Components		Description	1100-020-750	1100-020-758	1100-020-760	1100-025-761	1100-025-763
<input type="checkbox"/>	1102-020-140	 Circlip GT20 (Bearing Retainer)	3	3	3	3	3
<input type="checkbox"/>	1100-025-140	 Retaining Ring (Serpentine Style) T2/25	3		3	3	3
<input type="checkbox"/>	1100-025-620	 Screw (Thrust Brg) T2/25 (Patched)	3			3	3
<input type="checkbox"/>	1100-020-100	 Bearing T2/T25 (Short 7.7mm) Std.	2			2	2
<input type="checkbox"/>	1100-025-395	 Actuator Clip T2	1			1	1
<input type="checkbox"/>	1100-030-395	 Actuator Clip T3	1	1	1	1	1
<input type="checkbox"/>	1100-025-150	 O Ring T2/25 (Insert)	1	1	1	1	1
<input type="checkbox"/>	1102-015-160	 Piston Ring GT15-25 (Turbine End Std/Std)	1	1	1	1	1
<input type="checkbox"/>	1100-040-170	 Piston Ring T3/T04B (Comp End)	1	1	1	1	
<input type="checkbox"/>	1100-025-300	 Seal Plate (Insert) T2/T25	1	1	1	1	
<input type="checkbox"/>	1100-025-350	 Shaft Nut T2/T25 (LHT)	1	1	1	1	1
<input type="checkbox"/>	1100-025-320	 Thrust Bearing T2/T25	1	1	1	1	1
<input type="checkbox"/>	1100-025-100	 Bearing T2/T25 (Long 9.5mm) Std OD/Std ID				2	2

Click to highlight its contents.
Click again to deselect.



Repair Kits

Components	Description	1100-020-750	1100-020-758	1100-020-760	1100-025-761	1100-025-763
<input type="checkbox"/> 1102-020-140	Caplin GT20 (Bearing Retainer)	3	3	3	3	3
<input type="checkbox"/> 1100-025-140	Retaining Ring (Serpentine Style) T2/25	3	3	3	3	3
<input type="checkbox"/> 1100-025-620	Screw (Thrust Plate)	3	3	3	3	3
<input type="checkbox"/> 1100-020-100	Bearing	2	2	2	2	2
<input type="checkbox"/> 1100-025-395	Actuator	1	1	1	1	1
<input type="checkbox"/> 1100-030-395	Actuator	1	1	1	1	1
<input type="checkbox"/> 1100-025-150	O Ring T2/25 (Insert)	1	1	1	1	1
<input type="checkbox"/> 1102-015-160	Piston Ring GT15-25 (Turbine End Std/Std)	1	1	1	1	1
<input type="checkbox"/> 1100-040-170	Piston Ring T3/T04B (Comp End)	1	1	1	1	
<input type="checkbox"/> 1100-025-300	Seal Plate (Insert) T2/T25	1	1	1	1	
<input type="checkbox"/> 1100-025-350	Shaft Nut T2/T25 (LHT)	1	1	1	1	1
<input type="checkbox"/> 1100-025-320	Thrust Bearing T2/T25	1	1	1	1	1
<input type="checkbox"/> 1100-025-100	Bearing T2/T25 (Long 9.5mm) Std OD/Std ID				2	2

Sort any numbers or components largest to smallest or A-Z



Repair Kits

The following repair kits contain the components you have selected

1102010755 1102112755

Selected Components

1102-012-170

Components	Description	1102-010-755	1102-112-755
<input type="checkbox"/> 1102-012-291	Anti-Rotation Screw GT12	1	1
<input type="checkbox"/> 1102-013-100	Bearing GT12 (Z-Style) OD10.90mm / 4-Pad	1	
<input type="checkbox"/> 1102-010-155	O Ring GT10-15Z (Comp Cover ID 63.2mm)	1	
<input checked="" type="checkbox"/> 1102-012-170	Piston Ring GT10-15Z (Comp End 12.30mm OD)	1	1
<input type="checkbox"/> 1102-012-160	Piston Ring GT12 (Turbine/ Comp End)	1	2
<input type="checkbox"/> 1303-035	Shaft Nut KP35 (L.H.T)	1	1
<input type="checkbox"/> 1102-012-207	Thrust Flinger GT10-15Z (11.90mm Thrust Face)	1	1
<input type="checkbox"/> 1102-013-100	Bearing GT12 (Z-Style) OD10.90mm / 4-Pad		1
<input type="checkbox"/> 1102-010-155	O Ring GT10-15Z (Comp Cover OD75.90mm)		1

Click on a component to view a list of Repair Kits that include your selection. Click again to deselect.



Repair Kits

The following repair kits contain the components you have selected

1102010755

Selected Components

1102-012-170

1102-012-207

1102-013-100

Components	Description	1102-010-755
<input type="checkbox"/> 1102-012-291	Rotation Screw GT12	1
<input checked="" type="checkbox"/> 1102-013-100	Bearing GT12 (Z-Style) OD10.90mm / 4-Pad	1
<input type="checkbox"/> 1102-010-155	O Ring GT10-15Z (Comp Cover ID 63.2mm)	1
<input checked="" type="checkbox"/> 1102-012-170	Piston Ring GT10-15Z (Comp End 12.30mm OD)	1
<input type="checkbox"/> 1102-012-160	Piston Ring GT12 (Turbine/ Comp End)	1
<input type="checkbox"/> 1303-035-351	Shaft Nut KP35 (L.H.T)	1
<input checked="" type="checkbox"/> 1102-012-207	Thrust Flinger GT10-15Z (11.90mm Thrust Face)	1

Click on multiple components to narrow down the results



Repair Kits

The following repair kits contain the components you have selected

1102010755

Click the part numbers to view and add to your basket

Selected Components

1102-012-170

1102-012-207

1102-013-100

Components	Description	1102-010-755
<input type="checkbox"/> 1102-012-291	Anti-Rotation Screw GT12	1
<input checked="" type="checkbox"/> 1102-013-100	Bearing GT12 (Z-Style) OD10.90mm / 4-Pad	1
<input type="checkbox"/> 1102-010-155	O Ring GT10-15Z (Comp Cover ID 63.2mm)	1
<input checked="" type="checkbox"/> 1102-012-170	Piston Ring GT10-15Z (Comp End 12.30mm OD)	1
<input type="checkbox"/> 1102-012-160	Piston Ring GT12 (Turbine/ Comp End)	1
<input type="checkbox"/> 1303-035-351	Shaft Nut KP35 (L.H.T)	1
<input checked="" type="checkbox"/> 1102-012-207	Thrust Flinger GT10-15Z (11.90mm Thrust Face)	1



Repair Kits

Search Again

The following repair kits contain the components you have selected

1102010755

Selected Components

1102-012-170

1102-012-207


1102-013-100

Use the Search Again button to start your search again

Components	Description	1102-010-755
<input type="checkbox"/> 1102-012-291	Anti-Rotation Screw GT12	1
<input checked="" type="checkbox"/> 1102-013-100	Bearing GT12 (Z-Style) OD10.90mm / 4-Pad	1
<input type="checkbox"/> 1102-010-155	O Ring GT10-15Z (Comp Cover ID 63.2mm)	1
<input checked="" type="checkbox"/> 1102-012-170	Piston Ring GT10-15Z (Comp End 12.30mm OD)	1
<input type="checkbox"/> 1102-012-160	Piston Ring GT12 (Turbine/ Comp End)	1
<input type="checkbox"/> 1303-035-351	Shaft Nut KP35 (L.H.T)	1
<input checked="" type="checkbox"/> 1102-012-207	Thrust Flinger GT10-15Z (11.90mm Thrust Face)	1

Thank You.

As always, we'd love to hear your feedback on the NEW Online Catalogue. Please pass on any suggestions or feedback to abbie.cooper@Wabtec.com with the subject 'Catalogue Feedback'.



melett

PRECISION ENGINEERED
TURBOCHARGERS & PARTS

A **Wabtec**
Company

